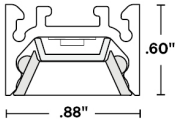




VERS-LOUVER-SK (07) FOR TUNABLE APPLICATIONS

24VDC Linear Fixtures - Suspended

1 PRODUCT - DIMENSIONS



Profile with lens

2 DELIVERED LUMENS

[Calculated L70 = 70000 hrs]
Tested with VERS-07-SK-DW-**-**-DRY

	2.5HE W/FT														
	2000K			2700K			3000K			4000K			5500K		
	LM/FT	CRI	UGR	LM/FT	CRI	UGR	LM/FT	CRI	UGR	LM/FT	CRI	UGR	LM/FT	CRI	UGR
CL	110	94	≤ 14.3	119	98	≤ 14.6	125	98	≤ 14.5	131	97	≤ 14.6	141	97	≤ 14.9
DF	87	93	≤ 14.5	96	98	≤ 14.9	102	98	≤ 15	106	98	≤ 15.2	115	97	≤ 15.5

5 DIODE VISIBILITY

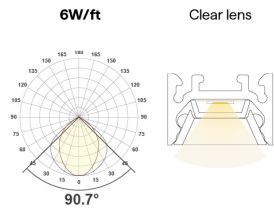


DF - Diffused lens

CL - Clear lens

PHOTOMETRIC PERFORMANCE

Nominal beam spread shown, beam spread varies based on light engine. For more detailed information, see photometric data.



TEMPERATURE RATINGS

		DW 1.5 HE W/FT				DW 2.5 HE W/FT			
		Q-Tran power supply other than DALI, DMX		DALI, DMX, or non-Q-Tran power supply		Q-Tran power supply other than DALI, DMX		DALI, DMX, or non-Q-Tran power supply	
		Min	Max	Min	Max	Min	Max	Min	Max
DRY	Ambient Operating Temp - Surface	-4°F	145°F	-4°F	135°F	-4°F	135°F	-4°F	120°F
DMP	Ambient Operating Temp - Surface	-4°F	140°F	-4°F	130°F	-4°F	130°F	-4°F	115°F
WET	Ambient Operating Temp - Surface	-4°F	140°F	-4°F	130°F	-4°F	130°F	-4°F	115°F

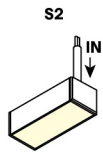


VERS-LOUVER-SK (07) FOR TUNABLE APPLICATIONS

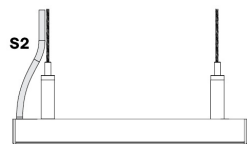
24VDC Linear Fixtures - Suspended

7 WIRE INPUT/ OUTPUT

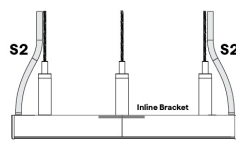
SINGLE (Input only)



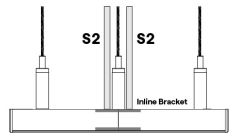
CONFIGURATION OPTIONS



Single Feed



Continuous Row End Feeds

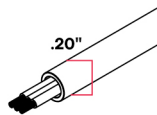


Continuous Row Center Feeds

8 / 9 CONNECTOR/WIRE - IN/OUT

Connector/Wire In or Out not needed to specify product.

BW



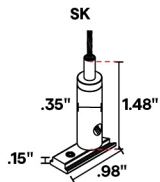
Bare Wire 36" | 22 AWG
Clear outer jacket, metal shield

10 WIRE COLOR



Silver


12 MOUNTING



Suspension Bracket

2 required up to 6' lengths;
additional support required
between 6' to 8'

13 FINISH



Satin

Black

Bronze

White

Custom finishes require a longer
lead time, consult factory



VERS-LOUVER-SK (07) FOR TUNABLE APPLICATIONS


24VDC Linear Fixtures - Suspended

15 EXACT/OPTIMAL FIXTURE LENGTH

[E/O Length Calculator →](#)

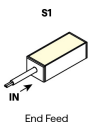
[E/O Explained →](#)

Exact fixtures are the exact length specified. Optimal fixtures' length is rounded down based on LED cut points to allow the fixture to be illuminated end to end. For runs with multiple fixtures that need to fill a specific length, it's recommended to order all optimal fixtures with an exact fixture at the end of the run.

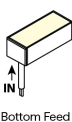


DW-HE DRY DMP LENGTHS BY INCH

EXACT LENGTH

Requested Length	Potential dim spot on either end of a S1 fixture
	
12"	1"
13"	0.5"
14"	1"
15"	0.5"
16"	1"
17"	0.5"
18"	1"
19"	0.5"
20"	1"
21"	0.5"
22"	1"
23"	0.5"
24"	1"
36"	1"
48"	1"
60"	1"
72"	1"
84"	1"
96"	1"

OPTIMAL LENGTH

Requested Nominal Length	S2
	
12"	11.41"
13"	12.41"
14"	13.41"
15"	14.41"
16"	15.41"
17"	16.41"
18"	17.41"
19"	18.41"
20"	19.41"
21"	20.41"
22"	21.41"
23"	22.41"
24"	23.41"
36"	35.41"
48"	47.41"
60"	59.41"
72"	71.41"
84"	83.41"
96"	95.41"



VERS-LOUVER-SK (07) FOR TUNABLE APPLICATIONS

24VDC Linear Fixtures - Suspended


COMPATIBLE POWER SUPPLIES

See power supplies cut sheets for more information. Data subject to change, all data has +/- 5% tolerance.

DIM TO LEVEL	INDOOR
	DW-HE Tunable Applications
0.1%	QT-CAB-eLED+DALI-DT6 QT-CAB-eLED+DALI-DT8 QT-CAB-eLED+DALI-DT8-AWN QT-CAB-eLED+TW QT-CAB-eLED+TW-AWN QTM-eLED+DALI-DT6 QTM-eLED+DALI-DT8 QTM-eLED+DALI-DT8-AWN QTM-eLED+TW QTM-eLED+TW-AWN QZ-DMX
1%	QZ-DALI-DT8
10%	Non-Dim Power Supply with TW App Dongle

DIMMING PROTOCOL	INDOOR
	DW-HE Tunable Applications
0-10V	QT-CAB-eLED+TW QT-CAB-eLED+TW-AWN QTM-eLED+TW QTM-eLED+TW-AWN
Lutron Athena	QT-CAB-eLED+DALI-DT8-AWN QT-CAB-eLED+TW-AWN QTM-eLED+DALI-DT8-AWN QTM-eLED+TW-AWN
DMX LED wattage must be doubled for DW-HE products	QZ-DMX
DALI-2: DT6 LED wattage must be doubled for DW-HE products except for AWN	QT-CAB-eLED+DALI-DT6 QTM-eLED+DALI-DT6
DALI-2: DT8 LED wattage must be doubled for DW-HE products except for AWN	QT-CAB-eLED+DALI-DT8 QT-CAB-eLED+DALI-DT8-AWN QTM-eLED+DALI-DT8 QTM-eLED+DALI-DT8-AWN QZ-DALI-DT8
SCENE App Dimmed	Non-Dim Power Supply with TW App Dongle

COMPATIBLE WIRING ACCESSORIES



UL Listed, miniature
junction box, DRY/DMP
(WET rated with silicone)



VERS-LOUVER-SK (07) FOR TUNABLE APPLICATIONS

24VDC Linear Fixtures - Suspended

COMPATIBLE CONTROL ACCESSORIES

SCENE APP DONGLE



Wi-Fi or Bluetooth
Connectivity

COMPATIBLE APPS

NFC APP



Read and write
DMX addresses and
adjust voltage



VERS-SK

Linear Fixtures - Suspended



- Shop drawings required for run lengths over 8ft
- If no suspension length provided, 36" is standard
- Suspension cable maximum length: 120"
- Suspension cable is field cuttable
- Suspended fixtures over 6ft require additional suspension points. 8ft lengths will bow 0.25" in middle without additional support.
- Any run length over 8' requires inline brackets
- Consult factory for power over aircraft
- Consult factory for custom color of canopy
- Lag Screw is for mounting into drywall, wood, or other types of finished ceilings for non-feed mounting only

POWER FEED SUSPENSION KIT

1	2	3	4	5	6	7
PRODUCT	FEED	CANOPY SHAPE	CANOPY SIZE	CANOPY FINISH	APPLICATION	SUSPENSION CABLE LENGTH (IN)
SK			5"			

Sample Part Number: **SK-SF-RD-5"-WH-JB-36"**

1	2	3	4	5	6	7
PRODUCT	FEED	CANOPY SHAPE	CANOPY SIZE	CANOPY FINISH	APPLICATION	SUSPENSION CABLE LENGTH (IN)
SK	SF DF Single Double	RD SQ Round Square	5"	WH BK White Black	JB TB Junction Box T-Bar Mount JB - mounting bracket only, junction box not included TB - mounting bracket and junction box	36" 120"

NON-FEED SUSPENSION KIT

1	2	3	4	5	6	7
PRODUCT	FEED	CANOPY SHAPE	CANOPY SIZE	CANOPY FINISH	APPLICATION	SUSPENSION CABLE LENGTH (IN)
SK	NF					

Sample Part Number: **SK-SF-RD-5"-WH-JB-36"**

1	2	3	4	5	6	7
PRODUCT	FEED	CANOPY SHAPE	CANOPY SIZE	CANOPY FINISH	APPLICATION	SUSPENSION CABLE LENGTH (IN)
SK	NF No Feed	RD SQ Round Square	2" 5" 5"	WH BK White Black WH BK White Black	TB LS T-Bar Mount Lag Screw TB - T-Bar clip only, junction box not included JB Junction Box Mounting bracket only, junction box not included	36" 120"

KIT CONTENTS

- 1/16" Steel suspension cable – 36" standard
- Selected canopy
- Cable Gripper
- Cable Coupler

JBOX

- Bracket to mount to junction box (junction box not included)
- Wire strain relief
- Ties for securing electrical cable to suspension cable

T-BAR – feed

- Includes junction box specifically designed for T-BAR applications
- Bracket to mount to junction box
- Wire strain relief
- Ties for securing electrical wire to suspension cable

T-BAR – non-feed

- Bracket to mount to T-BAR (no junction box)

LAG SCREW – non-feed only

- Double ended screw, with a wood thread side and machine thread side
- One piece cable coupler



VERS-SK

Linear Fixtures - Suspended

3 CANOPY OPTIONS

RD - 2" - NF



Round
2"
No Feed

SQ - 2" - NF



Square
2"
No Feed

RD - 5" - NF



Round
5"
No Feed

SQ - 5" - NF



Square
5"
No Feed

RD - 5" - SF



Round
5"
Single Feed

SQ - 5" - SF



Square
5"
Single Feed

RD - 5" - DF



Round
5"
Double Feed

SQ - 5" - DF



Square
5"
Double Feed

5 CANOPY FINISH



White

Black

JOINTS/CONNECTORS



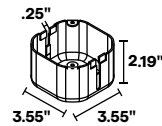
Inline Bracket



Double Feed Joiner

6 APPLICATION

TB
Power Feed Kit



T-Bar Junction Box

TB
Non-Feed Kit



T-Bar Clip

LS



Lag Screw

KIT HARDWARE



Cable Gripper



Cable Coupler

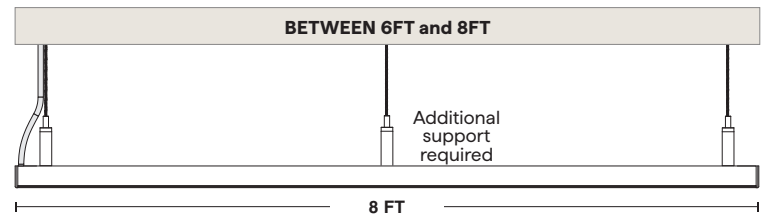
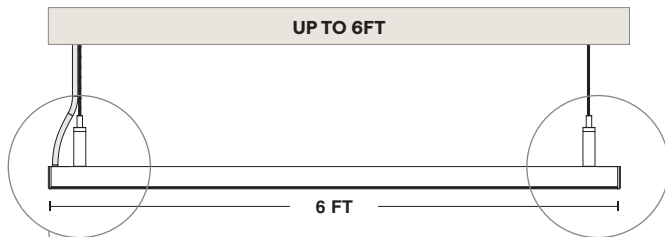


VERS-SK

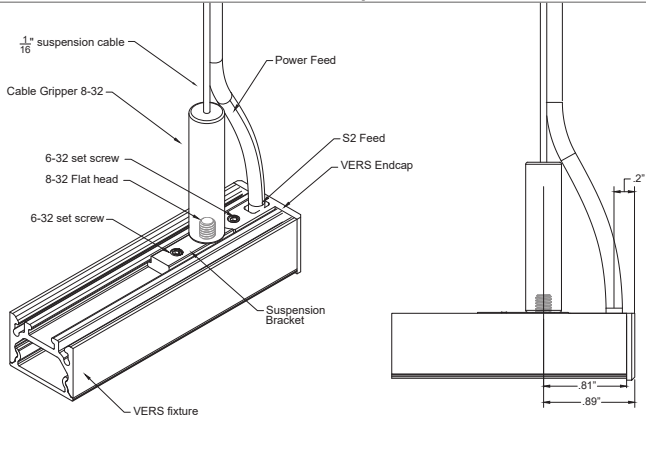
Linear Fixtures - Suspended

MOUNTING

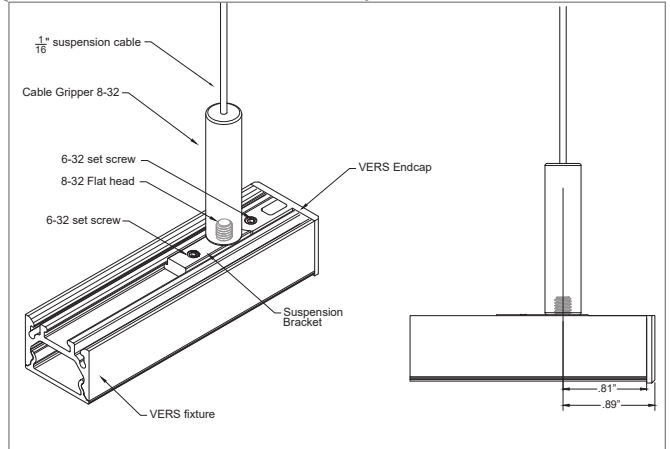
- Maximum single fixture length: 98"
- Suspended fixtures over 6ft require additional suspension points. 8ft lengths will bow 0.25" in middle without additional support.
- Shop drawings required for run lengths over 8ft
- Any double fed fixture will come with double feed joiner and inline bracket



Power Feed Suspension



Non-Feed Suspension





VERS-SK

Linear Fixtures - Suspended

MOUNTING

- Maximum single fixture length: 98"
- Suspended fixtures over 6ft require additional suspension points. 8ft lengths will bow 0.25" in middle without additional support.
- Shop drawings required for run lengths over 8ft
- Any double fed fixture will come with double feed joiner and inline bracket



Part number example for a suspended VERS-01 dry rated static white fixture with a diffused lens in 1.5W/ft, 3000K, in a satin finish:

A VERS-01-SK-SW-1.5-30-DRY-DF-N/A-S2-BW-CLS-SV-AWM-SK-ST-144" (1X)
SK-SF-RD-5"-WH-JB-36" (2X)
SK-NF-RD-5"-WH-JB-36" (1X)

B VERS-01-SK-SW-1.5-30-DRY-DF-N/A-S2-BW-CLS-SV-AWM-SK-ST-144" (1X)
SK-DF-RD-5"-WH-JB-36" (1X)
SK-NF-RD-5"-WH-JB-36" (2X)





VERS-SK

Linear Fixtures - Suspended

SUSPENSION T-BAR POWER FEED ASSEMBLY

SK-SF-RD-5-**-TB-36



VERS SUSPENSION COMPONENTS

- | | | | | | | | | | | | | | |
|---|-----------|---|--------------------|----|---------------|----|--------|----|---------------|----|-------------|----|--------------|
| 1 | VERS | 2 | Suspension Bracket | 3 | 8-32 Screw | 4 | Endcap | 5 | Cable Gripper | 6 | 1/16" Cable | 7 | Tie |
| 8 | Lead Wire | 9 | Cable Coupler | 10 | Strain Relief | 11 | Canopy | 12 | Crossbar | 13 | 1/4"-20 | 14 | Ground Screw |



VERS-SK

Linear Fixtures - Suspended

SUSPENSION POWER FEED ASSEMBLY - TO MOUNT TO JUNCTION BOX*

*JUNCTION BOX NOT INCLUDED

SK-SF-RD-5-**-JB-36



VERS SUSPENSION COMPONENTS

- | | | | | | | | | | | | | | |
|---|-----------|---|--------------------|----|---------------|----|--------|----|---------------|----|-------------|----|--------------|
| 1 | VERS | 2 | Suspension Bracket | 3 | 8-32 Screw | 4 | Endcap | 5 | Cable Gripper | 6 | 1/16" Cable | 7 | Tie |
| 8 | Lead Wire | 9 | Cable Coupler | 10 | Strain Relief | 11 | Canopy | 12 | Crossbar | 13 | 1/4"-20 | 14 | Ground Screw |



VERS-SK

Linear Fixtures - Suspended

SUSPENSION T-BAR NON-FEED ASSEMBLY

SK-NF-RD-2-NF-*-TB-36



NON-POWERED FEED KIT

1 VERS	2 Suspension Bracket	3 8-32 Screw	4 Endcap	5 Cable Gripper
6 1/16" Cable	7 Cable Coupler	8 Canopy	9 T-Bar Clip	



VERS-SK

Linear Fixtures - Suspended

LAG SCREW NON-FEED ASSEMBLY

SK-NF-RD-2-NF-*-LS-36



NON-POWERED FEED KIT

1 VERS	2 Suspension Bracket	3 8-32 Screw	4 Endcap	5 Cable Gripper
6 1/16" Cable	7 Cable Coupler	8 Canopy	9 Lag Screw	